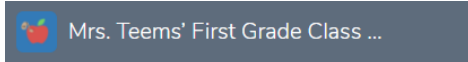



Mrs. Teems' First Grade Class 2020-2021
REMOTE LEARNING- WEEK 10

****Graded items will be highlighted yellow**

****Resources to gather before Monday will be highlighted blue**

****Upload Seesaw assignments to...**

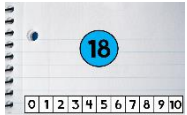


January 6 th - 8 th	MONDAY TEACHER WORKDAY	TUESDAY TEACHER WORKDAY	WEDNESDAY	THURSDAY	FRIDAY
<p>7:40- 8:00 LIVE MORNING MEETING Join Microsoft Teams Meeting</p> <p>**Students should not be left unattended in the lobby.</p> <p>When joining...</p> 	<ul style="list-style-type: none"> • Norms • Announcements <ul style="list-style-type: none"> ○ Watch Heards Ferry Live • Class Dojo • PBIS • SSS 				
<p>8:15-9:00 LIVE</p>	<p>PE with Coach K</p>	<p>Spanish with Ms. Murdock</p>	<p>PE with Coach K</p>	<p>Art with Ms. Strom</p>	<p>Music with Ms. LeSaicherre</p>

January 6th- 8th	MONDAY TEACHER WORKDAY	TUESDAY TEACHER WORKDAY	WEDNESDAY	THURSDAY	FRIDAY
---	---	--	------------------	-----------------	---------------

SPECIALS **Specials are now LIVE on Teams every	Special Areas 1st Grade lessons for week of Jan 6-8 (All Virtual)					
		Art (Strom)	Music (LeSaicherre)	Music (Badovinac)	PE (Karatassos/ Braddock)	Spanish
	Lesson Focus	Found Object Color Sculpture	Expression	Expression	Fitness	Expression of Pain and Illness, Foods
	Materials for At- home Learning	<ul style="list-style-type: none"> • 3 or more objects around your home that are similar colors • Device with camera 	<ul style="list-style-type: none"> • None 	<ul style="list-style-type: none"> • 	<ul style="list-style-type: none"> • Objects from home 	<ul style="list-style-type: none"> • none
	Virtual Teams Channel	T216-Strom 1 st Grade Art (In Art Team, find Homeroom Channel by teacher's name and day of the week) @ 8:15-8:45	T216-LeSaicherre 1st Grade Music Team (In Music Team, find Homeroom Channel by teacher's name and day of the week) @ 8:15-8:45	Seesaw T216Friday Ms. Miles 1st Music Team, Homeroom channel by teacher's name and day of the week @ 8:15-8:45	T216- 1st PE Coach K Find Homeroom channel by day of the week and teacher's name. @ 8:15-8:45	T216 1 st Grade Spanish (In 1st Grade Spanish Team, find Homeroom Channel by teacher's name and day of the week) @ 8:15-8:45

MATH BLOCK	When students are not meeting with me LIVE , students will work independently.
-------------------	---

January 6 th - 8 th	MONDAY TEACHER WORKDAY	TUESDAY TEACHER WORKDAY	WEDNESDAY	THURSDAY	FRIDAY
	Independent Math Practice <ul style="list-style-type: none"> • iREADY Math- 10-20 mins • Seesaw (1-2 activities) 				
<p>9:15-9:40 LIVE MATH- ON Click here to join the meeting</p>	Teacher Workday	Teacher Workday	<p>Think & Share</p> <p>How many ways can we get the sum 18 using the numbers provided?</p>  <p>Introduce/review vocabulary for adding & subtracting within 20: equation, addends, subtrahend, sums & difference.</p> <p>Watch video, Adding & Subtracting within 20</p> <p>As a class, students will complete</p>	<p>Think & Share</p> <p>Teacher will demonstrate how to say “True” and “False” using ASL.</p> <p>Teacher will display different equations and students will use their gestures to answer whether the equation is true or false. If the equation is false, students will make the sentence true.</p> <p>As a class, students will complete McGraw-Hill My Math, Volume 1, Workbook page 90.</p>	<p>Think & Share</p> <p>Solve this equation: $15 - 7 = \underline{\hspace{2cm}}$.</p> <p>Show your mathematical thinking.</p> <p>Students will share how they solved for the difference.</p> <p>As a class, students will complete McGraw-Hill My Math, Volume 1, Workbook page 112.</p> <p>Students will independently complete pages 122-123 (numbers 1-12).</p>

January 6 th - 8 th	MONDAY TEACHER WORKDAY	TUESDAY TEACHER WORKDAY	WEDNESDAY	THURSDAY	FRIDAY
			<p>McGraw-Hill My Math, Volume 1, Workbook page 14.</p> <p>Students will independently complete pages 63 (numbers 11-28).</p> <p>**Upload assignment to Seesaw (Math folder)</p>	<p>Students will independently complete pages 88-89 (numbers 1-16).</p> <p>**Upload assignment to Seesaw (Math folder)</p>	<p>**Upload assignment to Seesaw (Math folder)</p>
<p>9:45- 10:10 LIVE MATH- ACC Click here to join the meeting</p> <p>**Only for students who have been identified as Accelerated.</p> <p>**Log onto IReady Math for 20 mins, then join Mrs. Teems</p>	<p>Teacher Workday</p>	<p>Teacher Workday</p>	<p>Inches and Feet</p> <p>Teacher will display two objects and will discuss estimating the length.</p> <ul style="list-style-type: none"> -Estimation is an educated guess. -Then students will measure the length in inches. 	<p>Inches And Centimeters and Meters</p> <p>Teacher will display two objects and will discuss estimating the length in centimeters.</p> <ul style="list-style-type: none"> - Estimation is an educated guess. 	<p>Measuring Length in Different Units</p> <p>Teacher will display an object.</p> <p>Students will estimate the length in centimeters and inches and then the teacher will measure it.</p>

January 6 th - 8 th	MONDAY TEACHER WORKDAY	TUESDAY TEACHER WORKDAY	WEDNESDAY	THURSDAY	FRIDAY
for small group at 9:40-10:10			<p>As a class, students will complete McGraw-Hill My Math, Volume 2, Workbook page 648.</p> <p>Students will independently complete pages 646-647 (if you are unable to find these objects your home, feel free to substitute).</p> <p>**Upload assignment to Seesaw (Math folder)</p>	<p>-Then students will measure the length in centimeters. -Then measure the object in inches.</p> <p>Students will discuss why the object is more centimeters than inches.</p> <p>As a class, students will complete McGraw-Hill My Math, Volume 2, Workbook page 651 and 654.</p> <p>Students will independently complete pages 650 and 652.</p> <p>**Upload assignment to Seesaw (Math folder)</p>	<p>Discuss why the object is more centimeters than inches.</p> <p>As a class, students will complete McGraw-Hill My Math, Volume 2, Workbook page 660 and 668.</p> <p>Students will independently complete pages 666 and 667.</p> <p>**Upload assignment to Seesaw (Math folder)</p>
READING BLOCK When students are not meeting with me LIVE , students will work independently.					

January 6 th - 8 th	MONDAY TEACHER WORKDAY	TUESDAY TEACHER WORKDAY	WEDNESDAY	THURSDAY	FRIDAY
**11:00-11:30- LUNCH	Independent Reading Practice <ul style="list-style-type: none"> • iREADY Reading- 10-20 mins • Independent Reading (Raz-Kids)- 20 mins 				
10:30-11:00 LIVE READING (& PHONICS) Join Microsoft Teams Meeting	Teacher Workday	Teacher Workday	Reading Session 5 Readers Reread to Notice Pages That Go Together	Reading Session 6 Learning About the Main Character	Reading Session 7 Readers Learn More About Characters by Noticing Their Relationships
	Teacher Workday	Teacher Workday	Vowel Teams continued... Teacher will review vowel teams: EE, EA, and OA. Students will brainstorm words for each vowel team to review. Phonics- AI Intro to AI (pgs. 2 & 3) Look at the AI word poster and discuss what “ai”	Phonics- AI AI Application Students will apply what they have learned about the vowel team- AI to complete the activities.	Phonics- AI Reading Comprehension (pg.2)

January 6 th - 8 th	MONDAY TEACHER WORKDAY	TUESDAY TEACHER WORKDAY	WEDNESDAY	THURSDAY	FRIDAY
			says in each of the words.		
<p>11:30-12:00 LIVE READING SMALL GROUP</p> <p>**Join small group by clicking on the invite in the Teams' Calendar</p>	<p><i>I will be working 1-on-1 with students this week to collect FORMAL reading data. Please check the calendar to see what time I have your child scheduled for.</i></p>				
<p>12:30-1:00 LIVE IB/SOCIAL STUDIES/SCIENCE Join Microsoft Teams Meeting</p>	Teacher Workday	Teacher Workday	<p>Create iWonders for this Unit by this picture. Host a class discussion where students share their thoughts and initial observations.</p> <p>Dissect Central Idea: Innovators create to address challenges and opportunities.</p>	<p>Introduce the Learner Profile "Principled" through "Empty Pot" Read Aloud.</p> <p>Dissect Cookies for Character Learner Profile (Principled) in whole group setting through a discussion about the book: Encourage stud</p>	<p>Introduce George Washington Carver as the first inventor we will be researching this unit through this Brain Pop Video.</p> <p>Take Quiz in a whole group setting.</p> <p>Students will independently complete Seesaw</p>

January 6 th - 8 th	MONDAY TEACHER WORKDAY	TUESDAY TEACHER WORKDAY	WEDNESDAY	THURSDAY	FRIDAY
			<p>Encourage students to make connections between the central idea and the iWonder Picture.</p> <p>Watch Kid President Video on Inventors. Following the video, provide students with an overview of this unit by telling them that we will be studying inventors and becoming inventors ourselves!</p>	<p>ents to make connections between principled and being an inventor. Show students the other learner profiles for IB and ask them to discuss which ones they think would be helpful for an inventor and why.</p> <p>Watch another read aloud called "Rude Cakes!" With an understanding of the new learner profile, ask students to consider whether the main characters are principled and encourage them to explain their reasoning.</p>	<p>Activity- George Washington Carver.</p>