

Mrs. Teems' First Grade Class 2020-2021

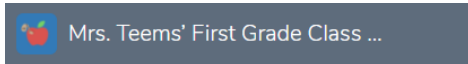
REMOTE LEARNING- WEEK 12


**\*\*All completed assignments will be posted to Seesaw in the correct folder, i.e. Math folder**

**\*\*Graded items will be highlighted yellow**

**\*\*Resources to gather before Monday will be highlighted blue**

**\*\*Upload Seesaw assignments to...**



January 11 <sup>th</sup> -15 <sup>th</sup>	MONDAY  MLK DAY- No School	TUESDAY	WEDNESDAY	THURSDAY	FRIDAY
<p>7:40- 8:00 <b>LIVE</b> <b>MORNING MEETING</b> <a href="#">Join Microsoft Teams Meeting</a></p> <p><b>**Students should not be left unattended in the lobby.</b></p> <p>When joining...</p> 	<ul style="list-style-type: none"> <li>• Norms</li> <li>• Announcements                             <ul style="list-style-type: none"> <li>○ <a href="#">Watch Heards Ferry Live</a></li> </ul> </li> <li>• Class Dojo <b>**Review Class Dojo Rewards with students. Students can decide to add/change existing rewards.</b></li> </ul>				
<p>8:15-9:00 <b>LIVE</b></p>	<p>PE with Coach K</p>	<p>Spanish with Ms. Murdock</p>	<p>PE with Coach K</p>	<p>Art with Ms. Strom</p>	<p>Music with Ms. LeSaicherre</p>


<b>January 11<sup>th</sup>-15<sup>th</sup></b>	<b>MONDAY</b>  <b>MLK DAY- No School</b>	<b>TUESDAY</b>	<b>WEDNESDAY</b>	<b>THURSDAY</b>	<b>FRIDAY</b>
--	--	----------------	------------------	-----------------	---------------

**SPECIALS**

**\*\*Specials are now LIVE on Teams every**

Special Areas 1 <sup>st</sup> Grade lessons for week of Jan 19-22 (No School Monday)					
	Art (Strom)	Music (LeSaicherre)	Music (Badovinac)	PE (Karatassos/Braddock)	Spanish
<b>Lesson Focus</b>	Klimt Style Tree of Life Sculpture (part 1)	Expression	Expression - Dynamics	Throwing for accuracy	Foods
<b>Materials for In-Person Learning</b>	<ul style="list-style-type: none"> <li>Pencil</li> <li>Coloring supplies</li> </ul>	<ul style="list-style-type: none"> <li>None</li> </ul>	<ul style="list-style-type: none"> <li>None</li> </ul>	<ul style="list-style-type: none"> <li>none</li> </ul>	<ul style="list-style-type: none"> <li>none</li> </ul>
<b>Materials for At-home Learning</b>	<ul style="list-style-type: none"> <li>Pencil</li> <li>Coloring supplies</li> <li>½ sheet of white printer or construction paper</li> <li>4x5 inch (or similar size) cardboard (or similar material)</li> </ul>	<ul style="list-style-type: none"> <li>None</li> </ul>	<ul style="list-style-type: none"> <li>None</li> </ul>	<ul style="list-style-type: none"> <li>Sock balls, 4 towels</li> </ul>	<ul style="list-style-type: none"> <li>none</li> </ul>
<b>Virtual Teams Channel</b>	T216-Strom 1 <sup>st</sup> Grade Art (In Art Team, find Homeroom Channel by teacher's name and day of the week) @ 8:15-9:00	T216-LeSaicherre 1 <sup>st</sup> Grade Music Team (In Music Team, find Homeroom Channel by teacher's name and day of the week) @ 8:15-9:00	Seesaw T216Friday Ms. Miles 1 <sup>st</sup> Music Team, Homeroom channel by teacher's name and day of the week @ 8:15-9:00	T216- 1 <sup>st</sup> PE Coach K Find Homeroom channel by day of the week and teacher's name. @ 8:15-9:00	T216 1 <sup>st</sup> Grade Spanish (In 1 <sup>st</sup> Grade Spanish Team, find Homeroom Channel by teacher's name and day of the week) @ 8:15-9:00

<b>MATH BLOCK</b>	When students are not meeting with me <b>LIVE</b> , students will work independently.
-------------------	---

January 11 <sup>th</sup> -15 <sup>th</sup>	MONDAY  MLK DAY- No School	TUESDAY	WEDNESDAY	THURSDAY	FRIDAY
	Independent Math Practice <ul style="list-style-type: none"> <li>• iREADY Math- 10-20 mins</li> <li>• Seesaw (1-2 activities)</li> </ul>				
<p>9:15-9:40 <b>LIVE</b> <b>MATH- ON</b> <a href="#">Click here to join the meeting</a></p>	<p><b>MLK DAY- No School</b></p>	<p>Introduction to Part-Part-Whole</p>  <p>Watch video: <a href="#">Part/Part/Whole</a></p> <p>As a class, students will complete <b>Mc-Graw Hill My Math, Volume 1 Workbook pages 116 and 117.</b></p> <p>Students will independently complete <b>Mc-Graw Hill My Math,</b></p>	<p>Introduce 3 types of word problems: start unknown, change unknown, result unknown.</p> <p>Introduce <b>CUBES</b> to solve a <b>start unknown word problem.</b></p> <p>Students will independently complete <b>Mc-Graw Hill My Math, Volume 1 Workbook pages 45, 46, and 48.</b></p>	<p>Review 3 types of word problems: start unknown, change unknown, result unknown.</p> <p>Review <b>CUBES</b> to solve a <b>change unknown problem.</b></p> <p>Students will independently complete <b>Mc-Graw Hill My Math, Volume 1 Workbook pages 143, 144, and 146.</b></p>	<p>Watch video: <a href="#">Missing Addends, Finding the Missing Part for Kids</a></p> <p>Review 3 types of word problems: start unknown, change unknown, result unknown.</p> <p>Review <b>CUBES</b> to solve a <b>result unknown problem.</b></p> <p>Students will independently complete <b>Mc-Graw Hill My Math, Volume 1 Workbook pages 245, 246, and 248.</b></p>

January 11 <sup>th</sup> -15 <sup>th</sup>	MONDAY  MLK DAY- No School	TUESDAY	WEDNESDAY	THURSDAY	FRIDAY
		Volume 1 Workbook pages 119-120.			
<p>9:45- 10:10 <b>LIVE</b> <b>MATH- ACC</b> <a href="#">Click here to join the meeting</a></p> <p><b>**Only for students who have been identified as Accelerated.</b></p> <p><b>**Log onto IReady Math for 20 mins, then join Mrs. Teems for small group at 9:40-10:10</b></p>	<p><b>MLK DAY- No School</b></p>	<p><b>Solving Length Word Problems:</b> *Make sure to discuss* 12inches = 1ft 3 feet = 1 yard 36inches= 1yd</p> <p><b>Solve as a small group:</b> <b>**Dry Erase board with marker or paper and pencil</b></p> <p>1) Lucy measured her desk to be 6 feet long. How many inches long is her desk? 2) Brandon measured his locker to be 60 inches tall. How many feet tall is his locker?</p>	<p><b>Solving Length Word Problems:</b> *Make sure to review addition/subtraction with regrouping*</p> <p><b>Solve as a small group:</b> <b>**Dry Erase board with marker or paper and pencil</b></p> <p>1) Bobby planted an evergreen in his backyard. On Tuesday he measured the height of his tree and it was 37 feet tall. The next week he measured the tree and it had grown 15 feet. How many feet tall is the evergreen now?</p>	<p><b>Focus Lesson:</b> Centimeters and Meters (use top of page 686 to discuss how many cm in a meter) *100 cm= 1 meter*</p> <p>Complete <b>Mc-Graw Hill My Math, Volume 1 Workbook page 688</b> as a small group</p> <p><b>Independent Practice:</b> Students will complete <b>Mc-Graw Hill My Math, Volume 1 Workbook page 690 (#6, 7) and page 694</b></p>	<p><b>Focus Lesson:</b> Centimeters and Meters (use top of page 692 to discuss how many cm in a meter) *100 cm= 1 meter*</p> <p>Complete <b>Mc-Graw Hill My Math, Volume 1 Workbook page 706</b> as a small group</p> <p><b>Independent Practice:</b> Students will complete <b>Mc-Graw Hill My Math, Volume 1 Workbook page 696 (#5,6,7) and page 700</b></p>

January 11 <sup>th</sup> -15 <sup>th</sup>	MONDAY  MLK DAY- No School	TUESDAY	WEDNESDAY	THURSDAY	FRIDAY
		<p><b>Independent Practice:</b> Students will complete Mc-Graw Hill My Math, Volume 1 Workbook page 676 (#6,7,8)</p>	<p>2) Sam and Allison were building with Legos. Sam built a Lego tower that was 43 inches tall and Allison build a Lego tower that was 71 inches tall. How much shorter is Sam's tower than Allison's?</p> <p><b>Independent Practice:</b> Students will complete Mc-Graw Hill My Math, Volume 1 Workbook page 682 and 684 (#9,10)</p>		
<p><b>READING BLOCK</b></p> <p><b>**11:00-11:30- LUNCH</b></p>	<p>When students are not meeting with me <b>LIVE</b>, students will work independently.</p> <p>Independent Reading Practice</p> <ul style="list-style-type: none"> <li>• iREADY Reading- 10-20 mins</li> <li>• Independent Reading (Raz-Kids)- 20 mins</li> </ul>				

January 11 <sup>th</sup> -15 <sup>th</sup>	MONDAY  MLK DAY- No School	TUESDAY	WEDNESDAY	THURSDAY	FRIDAY
<p>10:30-11:00 <b>LIVE</b> READING (&amp; PHONICS) <a href="#">Join Microsoft Teams Meeting</a></p>	<p>MLK DAY- No School</p>	<p><a href="#">Session 12</a> Readers Reread to Smooth out Their Voices and Show Big Feelings</p>	<p><a href="#">Session 13</a> Discovering Lessons Familiar Stories Teach</p>	<p><a href="#">Session 14</a> Readers Always Keep Life Lessons in Mind</p>	<p>Read-Aloud "The Cart that Carried Martin"</p>
	<p>MLK DAY- No School</p>	<p><a href="#">Phonics- AY</a> Review where AI and AY are placed in words.  Students will complete <a href="#">Words with AY Practice page 2</a>. Then, on a separate sheet (or on the back) students will write a sentence for each word.</p>	<p>Phonics- AY Students will complete <a href="#">Phonics Reading Comprehension</a>.  <b>**Upload to Seesaw (Reading folder) FOR A GRADE, Due 01/22</b></p>	<p><a href="#">Phonics- OE</a> Students will complete <a href="#">Words with OE Practice page 2</a>. Then, on a separate sheet (or on the back) students will write a sentence for each word.</p>	<p>Phonics-OE Students will complete <a href="#">Phonics Reading Comprehension</a>.  <b>**Upload to Seesaw (Reading Folder) FOR A GRADE, Due 01/22</b></p>
<p>11:30-12:00 <b>LIVE</b> READING SMALL GROUP  <b>**Join small group by clicking on the invite</b></p>	<p><b>**iREADY Math &amp; Reading Diagnostics (15-20 min sessions) -Check the calendar</b></p>				

January 11 <sup>th</sup> -15 <sup>th</sup>	MONDAY  MLK DAY- No School	TUESDAY	WEDNESDAY	THURSDAY	FRIDAY
in the Teams' Calendar					
<p>12:30-1:00 <b>LIVE</b> IB/SOCIAL STUDIES/SCIENCE <a href="#">Join Microsoft Teams Meeting</a></p>	<p><b>MLK DAY- No School</b></p>	<p>Benjamin Franklin</p> <p>Create iWonders and discuss the following <a href="#">picture of Ben Franklin</a></p> <p>Watch <a href="#">BrainPOP about Benjamin Franklin</a></p> <p>As a class, complete <a href="#">Social Studies Workbook Pages 21, 22, 23</a>.</p>	<p>Benjamin Franklin</p> <p><a href="#">Dance &amp; Move: The Benjamin Franklin Song</a> (Hip Hop History)</p> <p>As a class, complete <a href="#">Social Studies Workbook Pages 24, 25, 26</a>.</p> <p>Seesaw: <a href="#">Sorting Activity</a> (Benjamin Franklin's life &amp; present-day life)</p>	<p>Benjamin Franklin</p> <p><a href="#">Watch this cartoon about Benjamin Franklin's inventions</a></p> <p>Seesaw: Benjamin Franklin – <a href="#">True or False Invention Sort</a></p> <p><a href="#">Seesaw Activity: Draw and label three things BF invented</a></p>	<p>Benjamin Franklin</p> <p><a href="#">Read the book Now &amp; Ben</a></p> <p>Seesaw: Now &amp; Ben <a href="#">Compare and Contrast Activity</a></p> <p>SW will pick one of Ben's inventions and show then/now/future models.</p>