

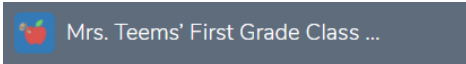
Mrs. Teems' First Grade Class 2020-2021  
REMOTE LEARNING- WEEK 13


**\*\*All completed assignments will be posted to Seesaw in the correct folder, i.e. Math folder**

**\*\*Graded items will be highlighted yellow**

**\*\*Resources to gather before Monday will be highlighted blue**

**\*\*Upload Seesaw assignments to...**



| January 25 <sup>th</sup> -29 <sup>th</sup>   | MONDAY  | TUESDAY                  | WEDNESDAY       | THURSDAY           | FRIDAY                     |
|--|---|--------------------------|-----------------|--------------------|----------------------------|
| <p>7:40- 8:00<br/> <b>LIVE</b><br/> <b>MORNING MEETING</b><br/> <a href="#">Join Microsoft Teams Meeting</a></p> <p><b>**Students should not be left unattended in the lobby.</b></p> <p>When joining...</p>  | <ul style="list-style-type: none"> <li>• Norms</li> <li>• Announcements               <ul style="list-style-type: none"> <li>◦ <a href="#">Watch Heards Ferry Live</a></li> </ul> </li> <li>• Class Dojo</li> </ul> |                          |                 |                    |                            |
| <p>8:15-9:00<br/> <b>LIVE</b></p>  | PE with Coach K   | Spanish with Ms. Murdock | PE with Coach K | Art with Ms. Strom | Music with Ms. LeSaicherre |

|  |               |                |                  |                 |               |
|--|---------------|----------------|------------------|-----------------|---------------|
| <b>January 25<sup>th</sup>-29<sup>th</sup></b> | <b>MONDAY</b> | <b>TUESDAY</b> | <b>WEDNESDAY</b> | <b>THURSDAY</b> | <b>FRIDAY</b> |
|--|---------------|----------------|------------------|-----------------|---------------|

**SPECIALS**

**\*\*Specials are now LIVE on Teams every**

| Special Areas 1 <sup>st</sup> Grade lessons for week of Jan 25-29 |  |   |  |  |   |   |
|---|--|---|--|--|---|---|
|   | Art (Strom)  | Art (Rizzo)   | Music (LeSaicherre)  | Music (Badovinac)  | PE (Karatassos/ Braddock)   | Spanish   |
| Lesson Focus  | Klimt Style Tree of Life Sculpture (part 2)  | Chinese paper dragon  | Classroom Instruments  | Classroom, folk Instruments  | Basketball  | Foods   |
| Materials for In-Person Learning                                  | <ul style="list-style-type: none"> <li>• Coloring supplies</li> <li>• scissors</li> </ul>  | <ul style="list-style-type: none"> <li>• Pencils, crayons</li> <li>•</li> </ul>   | <ul style="list-style-type: none"> <li>• None</li> </ul>   | <ul style="list-style-type: none"> <li>• None</li> </ul>   | <ul style="list-style-type: none"> <li>• None</li> </ul>                                      | <ul style="list-style-type: none"> <li>• Pencil</li> <li>• Crayons</li> </ul>   |
| Materials for At-home Learning                                    | <ul style="list-style-type: none"> <li>• Decorated board from last time</li> <li>• Coloring supplies</li> <li>• Scissors</li> <li>• Craft chenille wire (or sheet of foil or paper)</li> <li>• Tape</li> </ul> | <ul style="list-style-type: none"> <li>• Pencils, crayons</li> <li>• Paper</li> <li>•</li> </ul>                            | <ul style="list-style-type: none"> <li>• None</li> </ul>   | <ul style="list-style-type: none"> <li>• None</li> </ul>   | <ul style="list-style-type: none"> <li>• Basketball</li> </ul>                                | <ul style="list-style-type: none"> <li>• Pencil</li> <li>• Crayons</li> </ul>   |
| Virtual Teams Channel   | T216-Strom 1 <sup>st</sup> Grade Art (In Art Team, find Homeroom Channel by teacher's name and day of the week) @ 8:15-9:00  | T216-Rizzo 1 <sup>st</sup> Grade Art (In Art Team, find Homeroom Channel by teacher's name and day of the week) @ 8:15-9:00 | T216-LeSaicherre 1st Grade Music Team (In Music Team, find Homeroom Channel by teacher's name and day of the week) @ 8:15-9:00 | Seesaw T216Friday Ms. Miles 1st Music Team, Homeroom channel by teacher's name and day of the week @ 8:15-9:00 | T216- 1st PE Coach K Find Homeroom channel by day of the week and teacher's name. @ 8:15-9:00 | T216 1 <sup>st</sup> Grade Spanish (In 1st Grade Spanish Team, find Homeroom Channel by teacher's name and day of the week) @ 8:15-9:00 |

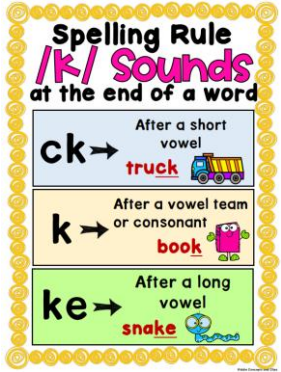
**MATH BLOCK** When students are not meeting with me **LIVE**, students will work independently.

Independent Math Practice

- iREADY Math- 10-20 mins
- Seesaw (1-2 activities)

| January 25 <sup>th</sup> -29 <sup>th</sup>  | MONDAY  | TUESDAY   | WEDNESDAY  | THURSDAY   | FRIDAY   |
|---|---|---|--|--|--|
| <p><b>9:15-9:40</b><br/><b>LIVE</b><br/><b>MATH- ON</b><br/><a href="#">Click here to join the meeting</a></p>  | <p>Watch video, <a href="#">Missing Addends</a></p> <p><a href="#">Missing Addends Word Problems (Page 1)</a></p> <p>As a class, students will complete questions 1-4.</p> <p>Students will independently complete questions 5 and 6.</p> | <p><a href="#">Missing Addends Word Problems (Page 2)</a></p> <p>As a class, students will complete questions 1-3.</p> <p>Students will independently complete questions 4-6.</p> | <p><a href="#">Missing Addends: Sums to 20</a></p> <p>Students print page 19. Teachers print 19 and 21-26.</p> <p>Students will practice using subtraction as an unknown-addend problem.</p> | <p>Watch video, <a href="#">Finding Unknown Addends and Missing Numbers</a></p> <p><a href="#">Suggested Materials: manipulatives</a></p> <p>Students will complete <a href="#">Seesaw Activity- Missing Addends</a></p> <p>Students will complete <a href="#">McGraw-Hill My Math Workbook Volume 1 page 326-327 (#s 1-10)</a>.</p> | <p>Watch video, <a href="#">Missing Addends Concept</a></p> <p><a href="#">Suggested Materials: manipulatives</a></p> <p>Students will complete <a href="#">Color by Number- Missing Addends (page 6-Lion)</a></p> |
| <p><b>9:45- 10:10</b><br/><b>LIVE</b><br/><b>MATH- ACC</b><br/><a href="#">Click here to join the meeting</a></p> <p><b>**Only for students who have been</b></p> | <p>Represent and Interpret Data: <a href="#">Line Plots for Kids</a></p> <p>Discuss "See and Show" at the top of page 716 and complete 718.</p>   | <p>Using a Number Line to Find the Difference in Length</p> <p>As a class, students will complete <a href="#">McGraw-Hill My Math Volume 2</a></p>                                | <p>Review Unit/Catch up on workbook pages</p> <p>Discuss addition and subtraction with and without regrouping.</p>   | <p><a href="#">Unit 3: Post Assessment Measurement and Length Word Problems</a></p>  | <p>Seesaw Activity: Unit 4 Pre-Test</p> <p>**Catch up on workbook pages that you have not completed.</p>   |

| January 25 <sup>th</sup> -29 <sup>th</sup>  | MONDAY  | TUESDAY   | WEDNESDAY   | THURSDAY  | FRIDAY                                      |
|---|---|---|---|---|---|
| <p><b>identified as Accelerated.</b></p> <p><b>**Log onto IReady Math for 20 mins, then join Mrs. Teems for small group at 9:40-10:10</b></p> <p><b>*Will need workbook volume 2 and ruler with inches/cm</b></p> | <p>Students will complete McGraw-Hill My Math Volume 2 Workbook page 717.</p>   | <p>Workbook page 710 and 711.</p> <p>Students will complete McGraw-Hill My Math Volume 2 Workbook page 712 and 713.</p> | <p>As a class, students will complete McGraw-Hill My Math Volume 2 Workbook page 721.</p> <p>Students will complete McGraw-Hill My Math Volume 2 Workbook page 723.</p> |   |   |
| <p><b>READING BLOCK</b></p> <p><b>**11:00-11:30- LUNCH</b></p>  | <p>When students are not meeting with me <b>LIVE</b>, students will work independently.</p> <p>Independent Reading Practice</p> <ul style="list-style-type: none"> <li>iREADY Reading- 10-20 mins</li> <li>Independent Reading (Raz-Kids)- 20 mins</li> </ul> |   |   |   |   |
| <p><b>10:30-11:00 LIVE READING (&amp; PHONICS)</b></p> <p><a href="#">Join Microsoft Teams Meeting</a></p>  | <p><a href="#">Session 15</a><br/>Readers Make Comparisons</p> <p>As a class, students will complete Seesaw Activity- Book Comparisons</p>  | <p><a href="#">Session 16</a><br/>Readers Group Books by the Lessons They Teach</p>                                     | <p>Read-aloud "Extra Yarn" (Principled)</p> <p>Students will discuss the story and how it relates to our learner profile of the month: principled.</p>                  | <p><a href="#">Session 17</a><br/>Readers Share Their Opinions about Book</p> | <p>Seesaw Activity- Fiction Book Review</p> |

| January 25 <sup>th</sup> -29 <sup>th</sup>   | MONDAY   | TUESDAY   | WEDNESDAY  | THURSDAY   | FRIDAY  |
|--|--|---|--|--|---|
|  | <p>Introduce Spelling Rules with final -k sounds</p>  <p>As a class, students will complete <a href="#">Final-k Sounds Sort</a></p> | <p>Review Magic-E<br/>**Final -ke**</p> <p>Students will complete Seesaw Activity, -ke Sounds.</p>    | <p>Watch video, <a href="#">K and CK Sounds</a></p> <p>As a class, students will complete <a href="#">-k and -ck Sounds</a>.</p> | <p>Watch video, <a href="#">CK Digraph Sound</a></p> <p>As a class, students will complete <a href="#">Writing Sentences with -ke, -ck, -k Sounds</a>.</p> |   |
| <p>11:30-12:00<br/><b>LIVE</b><br/>READING SMALL GROUP</p>   | <p><b>1-on-1 Reading Level assessments **Join by clicking on the invite in the Teams' Calendar</b></p>   |   |  |  |   |
| <p>12:30-1:00<br/><b>LIVE</b><br/>IB/SOCIAL STUDIES/SCIENCE<br/><a href="#">Join Microsoft Teams Meeting</a></p> | <p>Old Inventors</p> <p>In a whole group setting, introduce students</p>   | <p>Modern Inventors</p> <p>Discover different inventors and have students record notes about each</p> | <p><a href="#">Women Inventor Introduction</a></p> <p>Discover different inventors and have students record</p>                  | <p>Introduction to Invention Project</p> <p><a href="#">Optional Song: Mother Necessity</a></p>  | <p>Introduction to Invention Project</p> <p><a href="#">Optional Song: Mother Necessity</a></p> |

| January 25 <sup>th</sup> -29 <sup>th</sup> | MONDAY   | TUESDAY   | WEDNESDAY  | THURSDAY  | FRIDAY  |
|--|--|---|--|---|---|
|  | <p>to their <a href="#">inventor's notebook</a>.</p> <p>Discover different inventors and have students complete inventor research page for each one in their inventor's notebook.</p> <p><a href="#">James Naismith: Basketball</a></p> <p><a href="#">Louis Braille: Braille Printing Company</a></p> <p><a href="#">Edward Binney: Crayola Crayons</a><br/>(Read Aloud)</p> <p>*I am going to have students draw a picture of the invention in the photo section and then write the name of the invention below it. For inventors who created more than one famous</p> | <p>one in their inventor's "notebook!"</p> <p>What was the problem each inventor identified? What solution did each one develops to help the world? How would you describe the inventor?</p> <p><a href="#">James Dyson: Vacuum</a></p> <p><a href="#">Elon Musk: Telsa</a></p> <p><a href="#">Jeff Bezos: Amazon</a></p> | <p>notes about each one in their inventor's "notebook!"</p> <p><a href="#">9 Women Inventors</a></p> <p>*Stop after each inventor has been presented &amp; discuss with students. What was the problem each inventor identified? What solution did each one develops to help the world? How would you describe the inventor?</p> <p>Make sure students document #8 Mary Anderson, #6 Josephine Cochran, and #5 Shirley Ann Jackson in their inventor's notebook.</p> <p>Optional Addition: <a href="#">Patricia Billings (Geobond)</a></p> | <p><a href="#">School House Rock (Inventors)</a></p> <p><a href="#">Caine's Video Arcade Pt.1</a></p> <p>Explain to students that it is their turn to become an inventor!</p> <p>In a whole group setting, have students share different problems that they would love to solve or improve. TW will record student thoughts on an anchor chart.</p> | <p><a href="#">School House Rock (Inventors)</a></p> <p><a href="#">Caine's Video Arcade Pt.2</a></p> <p>Students will complete the brainstorm page of the inventor's notebook. Teacher will help student choose one of the three ideas. Students can begin their Prototype drawing/diagram.</p> <p>Students will work on their brainstorm sheet, diagram, and materials sheet of their inventor's notebook. TW will approve their invention.</p> |

| January 25 <sup>th</sup> -29 <sup>th</sup> | MONDAY  | TUESDAY | WEDNESDAY | THURSDAY | FRIDAY |
|--|---|---------|-----------|----------|--------|
|  | invention, I'm just going to pick one invention for them to write down. |         |           |          |        |