

Mrs. Teems' First Grade Class 2020-2021

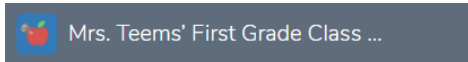
REMOTE LEARNING- WEEK 18


****All completed assignments will be posted to Seesaw in the correct folder, i.e. Math folder**

****Graded items will be highlighted yellow**

****Resources to gather before Monday will be highlighted blue**


****Upload Seesaw assignments to...**



March 1 st -March 5 th	MONDAY	TUESDAY	WEDNESDAY	THURSDAY	FRIDAY
<p>7:40- 8:00 LIVE MORNING MEETING Join Microsoft Teams Meeting</p> <p>**Students should not be left unattended in the lobby.</p> <p>When joining...</p> 	<p>Read Across Fulton Day Wear red, white, or blue to celebrate!</p>	<ul style="list-style-type: none"> • Norms • Announcements <ul style="list-style-type: none"> ○ Watch Heards Ferry Live • Class Dojo 			
<p>8:15-9:00 LIVE</p>	<p>PE with Coach K</p>	<p>Spanish with Ms. Murdock</p>	<p>PE with Coach K</p>	<p>Art with Ms. Strom</p>	<p>Music with Ms. LeSaicherre</p>

March 1 st -March 5 th	MONDAY	TUESDAY	WEDNESDAY	THURSDAY	FRIDAY
	Read Across Fulton Day Wear red, white, or blue to celebrate!				

SPECIALS **Specials are now LIVE on Teams every	Special Areas 1st Grade lessons for week of March 1-5						
		Art (Strom)	Art (Rizzo)	Music (LeSaicherre)	Music (Badovinac)	PE (Karatassos/ Braddock)	Spanish
	Lesson Focus	Monet Bridge	Chinese paper dragon	Form	Form	Jump rope/ fitness	Monday: Unit 2 Posttest, Unit 3 Pretest, Family Members Tuesday-Friday: Physical Descriptions
	Materials for In-Person Learning	<ul style="list-style-type: none"> • none 	<ul style="list-style-type: none"> • Pencil, crayons, scissors, glue stick • 	<ul style="list-style-type: none"> • None 	<ul style="list-style-type: none"> • None 	<ul style="list-style-type: none"> • none 	Monday: <ul style="list-style-type: none"> • pencil Tuesday-Friday: <ul style="list-style-type: none"> • None
	Materials for At-home Learning	<ul style="list-style-type: none"> • Painted paper from last class • Pencil • Black marker • Oil pastels (or crayons) 	<ul style="list-style-type: none"> • Pencil, crayons, scissors, glue stick • Colored paper • 	<ul style="list-style-type: none"> • None 	<ul style="list-style-type: none"> • None 	<ul style="list-style-type: none"> • Jump rope/ not required 	<ul style="list-style-type: none"> • none
	Virtual Teams Channel	T216-Strom 1 st Grade Art (In Art Team, find Homeroom Channel by teacher's name and day of the week) @ 8:15-9:00	T216-Rizzo 1 st Grade Art (In Art Team, find Homeroom Channel by teacher's name and day of the week) @ 8:15-9:00	T216-LeSaicherre 1st Grade Music Team (In Music Team, find Homeroom Channel by teacher's name and day of the week) @ 8:15-9:00	Seesaw T216Friday Ms. Miles 1st Music Team, Homeroom channel by teacher's name and day of the week @ 8:15-9:00	T216- 1st PE Coach K Find Homeroom channel by day of the week and teacher's name. @ 8:15-9:00	T216 1 st Grade Spanish (In 1st Grade Spanish Team, find Homeroom Channel by teacher's name and day of the week) @ 8:15-9:00

March 1 st -March 5 th	MONDAY	TUESDAY	WEDNESDAY	THURSDAY	FRIDAY
MATH BLOCK	<p>When students are not meeting with me LIVE, students will work independently.</p> <p>Independent Math Practice</p> <ul style="list-style-type: none"> • iREADY Math- 10-20 mins • Seesaw (1-2 activities) 				
<p>9:15-9:40 LIVE MATH- ON Click here to join the meeting</p>	<p>Watch video, BrainPOP Jr. Place Values</p> <p>Take the Hard Quiz.</p> <p>Place Value Initials</p>  <p>SW use ones and tens to build the first letter of their first name (Extension: initials)</p>	<p>Review place value vocabulary: digits and values.</p> <p>Watch video, Expanded Form- First Grade (stop at 3:54)</p> <p>As a class, SW practice expanded form.</p> <p>Materials: Dice, Base 10 Blocks & Roll it! Make it! Expand it! (pages 2 and 3)</p> <p>TW demonstrate the first 2 problems (after the example). SW independently complete the rest of the activity (for a</p>	<p>Review dimes & pennies.</p> <p>Think & Share: How are dimes and pennies the same as base ten blocks?</p> <p>Watch video, Counting with Dimes and Pennies</p> <p>Materials: money</p> <p>SW solve the problem.</p> <p><i>Jackson wants to buy a coloring book for 78 cents. He has 9 dimes. Does he have enough to buy the coloring book?</i></p>	<p>Review dimes & pennies.</p> <p>Materials: money</p> <p>SW solve the problem.</p> <p><i>Davis has 45 cents (show in dimes in pennies only) and Eli has 54 cents (show in dimes and pennies only). Who has more money? How many more? Show your work.</i></p> <p>SW independently complete the Place Values Scavenger Hunt (pages 3 and 4).</p>	<p>Nearpod- Time to Climb (Counting Dimes and Pennies) **FOR A GRADE- 12 POINTS**</p>

March 1 st -March 5 th	MONDAY	TUESDAY	WEDNESDAY	THURSDAY	FRIDAY
	<p style="text-align: center;">Read Across Fulton Day Wear red, white, or blue to celebrate!</p>	<p>total of 7 problems).</p>	<p><i>Explain your thinking.</i></p> <p>SW independently complete Place Value- Mixed Review.</p>		
<p>9:45- 10:10 LIVE MATH- ACC Click here to join the meeting</p> <p>**Only for students who have been identified as Accelerated.</p> <p>**Log onto IReady Math for 20 mins, then join Mrs. Teems for small group at 9:45-10:10</p>	<p>Adding Four Two Digit Numbers</p> <p>Solve equation- 1) $45+63+28+37=?$ **Have students look for numbers that can make a ten to add first. **TW model adding using expanded form, base ten form, number line if needed.</p> <p>As a class, students will solve equation: $13 + 22 + 14 = ?$ in Math Workbook Volume 1, page 197.</p>	<p>Adding Four Two Digit Numbers</p> <p>Solve equations- 1) $34+26+82+15=?$ 2) $17+43+22+71=?$ **Have students look for numbers that can make a ten to add first. **TW model adding using expanded form, base ten form, number line if needed.</p> <p>SW independently complete Math Workbook Volume 1, page 200.</p>	<p>Money Word Problems</p> <p>Materials: money (quarters, dimes, nickels, pennies)</p> <p>**Review the value of quarters, pennies, nickels, and dimes. *Practice skip counting by 5's, 10's, 25's. **Review value of bills up to 10.</p> <p>Solve word problems: 1) Kara has a ten-dollar bill, two 5-dollar bills, 3 one-dollar bills in her</p>	<p>Money Word Problems</p> <p>Watch video, Dollars and Cents</p> <p>**Review the value of quarters, pennies, nickels, and dimes. *Practice skip counting by 5's, 10's, 25's. **Review value of bills up to 10.</p> <p>Solve word problems: 1) Lizzy has 3 pennies, 2 nickels, 3 quarters and 5 dimes. How many</p>	<p>Nearpod- Time to Climb (Money Word Problems) **FOR A GRADE-PARTICIPATION**</p>

March 1 st -March 5 th	MONDAY	TUESDAY	WEDNESDAY	THURSDAY	FRIDAY
	<p style="color: red; text-align: center;">Read Across Fulton Day Wear red, white, or blue to celebrate!</p>		<p>wallet. She wants to buy a bracelet for her sister. It costs 21 dollars. Does she have enough money to buy the bracelet? Why or why not?</p> <p>2) Mitchell has 4 dimes, 6 nickels, 2 quarters, and 8 pennies in his pocket. How many cents does he have?</p> <p>Independent Work: SW complete page 1 of Money Word Problems</p>	<p>cents does she have?</p> <p>2) Sally has a five-dollar bill, 8 one-dollar bills, 1 quarter, and 3 dimes. She buys some strawberries for \$5.87. How much money does she have left?</p> <p>Independent Work: SW complete page 2 of Money Word Problems</p>	
<p>READING BLOCK</p> <p>**11:00-11:30- LUNCH</p>	<p>When students are not meeting with me LIVE, students will work independently.</p> <p>Independent Reading Practice</p> <ul style="list-style-type: none"> iREADY Reading- 10-20 mins Independent Reading (Raz-Kids)- 20 mins 				

March 1 st -March 5 th	MONDAY	TUESDAY	WEDNESDAY	THURSDAY	FRIDAY
<p>10:30-11:00 LIVE READING (& PHONICS) Join Microsoft Teams Meeting</p>	<p>Read Across Fulton 'Week'– Read Aloud</p> <p>Session 16: Readers Use Everything They Know to Get The Job Done QUICKLY!</p>	<p>Read Across Fulton 'Week'– Read Aloud</p> <p>Lesson 17: Readers Investigate To Make Their Reading Sound Great</p>	<p>Read Across Fulton 'Week'– Read Aloud</p> <p>Lesson 18: Partners Work Together to Make Their Reading Sound Its Very Best</p>	<p>Read Across Fulton 'Week'– Read Aloud</p> <p>Continue Lesson 18: Partners Work Together to Make Their Reading Sound Its Very Best</p>	<p>Read Across Fulton 'Week'– Read Aloud</p>
	<p>Spring Writing Prompt (Student chooses one writing prompt.) **FOR A GRADE, Due 3/4**</p> <p>As a class, SW brainstorm a story using the suggested vocabulary. SW need to incorporate a beginning, middle, end. SW encourage to give details. TW model "Self-Check".</p> <p>SW begin brainstorming a spring story of their own. SW begin with a plan for the</p>	<p>Introduction to IGH</p> <p>IGH Poster and Initial Practice</p> <p>As a class, SW practice saying IGH words together: night, tight, height, flight, fright, and knight.</p>	<p>IGH</p> <p>SW practice identifying Words with IGH.</p>	<p>IGH</p> <p>IGH: Write a Sentence</p> <p>SW practice using words with -igh in a sentence. (Students are encouraged to write sentences with details. 6-7 words in each sentence.)</p>	<p>SW complete Seesaw Activity- IGH Wordsearch</p>

March 1 st -March 5 th	MONDAY	TUESDAY	WEDNESDAY	THURSDAY	FRIDAY
	<p>Read Across Fulton Day Wear red, white, or blue to celebrate!</p>				
<p>11:30-12:00 LIVE READING SMALL GROUP</p>	<p>Check the Teams' calendar. Join by clicking on the invite.</p>				
<p>12:30-1:00 LIVE IB/SOCIAL STUDIES/SCIENCE Join Microsoft Teams Meeting</p>	<p>Needs and Wants Pt.1 BrainPOP Wants and Needs Video Take Easy Quiz. Berenstain Bears Goods and Services Discuss how the kid's economic choices affected their family and community. Discuss how their needs and</p>	<p>Needs and Wants Pt.2 Needs and Wants Video Review (Start 30 seconds into video) Is it a Need or a Want? Discussion (Slide 4) SW discuss what is in each picture. Could some things be both a need and want? Why?</p>	<p>Needs and Wants Pt.3 Needs and Wants Warm-Up Game Needs and Wants Review Video #2 SW independently complete Wants & Needs **FOR A GRADE- 10 POINTS**</p>	<p>International Inquirers- Ethiopia TW shares some images of Lucy and read parts of "Lucy Long Ago". Continue working on "I'm Learning about... Ethiopia Booklet- page 8"</p>	<p>SEL (Social Emotional Learning) Lesson</p>

March 1 st -March 5 th	MONDAY	TUESDAY	WEDNESDAY	THURSDAY	FRIDAY
	<p>Read Across Fulton Day Wear red, white, or blue to celebrate!</p>	<p>SW independently complete the Seesaw Activity- Jack and the Beanstalk- Needs and Wants.</p>			