

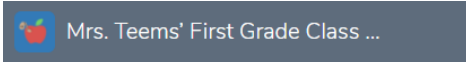
Mrs. Teems' First Grade Class 2020-2021


REMOTE LEARNING- WEEK 9

****Graded items will be highlighted yellow**

****Resources to gather before Monday will be highlighted blue**

****Upload Seesaw assignments to...**



Dec 14- Dec 18	MONDAY	TUESDAY	WEDNESDAY	THURSDAY	FRIDAY
<p>7:40- 8:00 LIVE MORNING MEETING Join Microsoft Teams Meeting</p> <p>**Students should not be left unattended in the lobby.</p> <p>When joining...</p> 	<ul style="list-style-type: none"> • Norms • Announcements <ul style="list-style-type: none"> ○ Watch Heards Ferry Live • Class Dojo 				
<p>8:15-9:00 LIVE SPECIALS</p>	<p>PE with Coach K</p>	<p>Spanish with Ms. Murdock</p>	<p>PE with Coach K</p>	<p>Art with Ms. Strom</p>	<p>Music with Ms. LeSaicherre</p>

Dec 14- Dec 18	MONDAY	TUESDAY	WEDNESDAY ASYNCHRONOUS DAY **No LIVE Meetings **All assignments are available below.	THURSDAY	FRIDAY
-----------------------	---------------	----------------	---	-----------------	---------------

****Specials are now LIVE on Teams every**

Lesson Focus	Snow Owl Texture Collage	Van Gogh landscape	Melodic Contour: The Nutcracker	Melodic Contour Nutcracker	Winter holiday games	Winter holiday games	Parts of the Body
Materials for In-Person Learning	• none	• Pencils, crayons	• None	• none	• n/a	• n/a	• none
Materials for At-home Learning	<ul style="list-style-type: none"> • 9x12 Color paper for background (any color) • Scraps of black, yellow, and brown paper • 2 or 3 cotton balls • Glue • Scissors • Black marker or crayon 	<ul style="list-style-type: none"> • Pencils, crayons, markers, • paper • 	• None	• none	• n/a	• n/a	• none
Virtual Teams Channel	T216-Strom 1 st Grade Art (In Art Team, find Homeroom Channel by teacher's name and day of the week) @ 8:15-9:00	T216-Rizzo 1 st Grade Art (In Art Team, find Homeroom Channel by teacher's name and day of the week) @ 8:15-9:00	T216-LeSaicherre 1 st Grade Music Team (In Music Team, find Homeroom Channel by teacher's name and day of the week) @ 8:15-9:00	Seesaw T216Friday Ms. Miles 1 st Music Team, Homeroom channel by teacher's name and day of the week @ 8:15-9:00	T216- 1st PE Coach K Find Homeroom channel by day of the week and teacher's name. @ 8:15-9:00	T216- 1st PE Coach K Find Homeroom channel by day of the week and teacher's name. @ 8:15-9:00	T216 1 st Grade Spanish (In 1 st Grade Spanish Team, find Homeroom Channel by teacher's name and day of the week) @ 8:15-9:00

9:15-9:45
LIVE
MATH- ON
[Join Microsoft Teams Meeting](#)

[Unit 4 Pretest](#)

**Upload pre-test to Seesaw (Math folder)

Gingerbread Baby Graphing Craftivity

Materials:
Pencil, crayons/markers, [Gingerbread](#)

[My Gingerbread Addition Book](#)


**Upload activity to Seesaw (Math folder)

Addition and Subtraction within 10 and 20

**Nearpod activity with Ms. Severson

[Color by Number- Adding & Subtracting within 20 \(Hanukkah Edition\)](#)

Materials:

Dec 14- Dec 18	MONDAY	TUESDAY	WEDNESDAY ASYNCHRONOUS DAY **No LIVE Meetings **All assignments are available below.	THURSDAY	FRIDAY
	<p>Talk & Share, how many ways can we get the number 15 using the numbers provided.</p>  <p>Students will record their responses on a circle map.</p>	<p>Baby Graphing Craftivity.</p> <p>Watch read-aloud, Gingerbread Baby</p> <p>As a class, students will complete the bar graph and analyze the data about the gingerbread house.</p> <p>TW demonstrate how to assemble the house for students to complete independently. **Upload assignment (2 pages) to Seesaw (Math folder)</p>			<p>Manipulatives (paperclips, cubes, pennies, etc.- a set of 20)</p> <p>Students will begin assignment during class and complete independently. While students are working, watch read-aloud, Hanukkah in Alaska.</p> <p>**Upload assignment to Seesaw (Math folder)</p>
<p>MATH- ACC **Only for students who have been</p>	<p>Log onto IReady Math for 20 mins, then join Mrs. Munsell for small group at 9:45-10:00</p>	<p>Log onto IReady Math for 20 mins, then join Mrs. Munsell for small group at 9:45-10:00</p>	<p>Log onto IReady Math for 20 mins, then join Mrs. Munsell for small group at 9:45-10:00</p>	<p>Log onto IReady Math for 20 mins, then join Mrs. Munsell for small group at 9:45-10:00</p>	<p>Log onto IReady Math for 20 mins, then join Mrs. Munsell for small group at 9:45-10:00</p>

Dec 14- Dec 18	MONDAY	TUESDAY	WEDNESDAY ASYNCHRONOUS DAY **No LIVE Meetings **All assignments are available below.	THURSDAY	FRIDAY
identified as Accelerated.	(join through the calendar invite)	(join through the calendar invite)	(join through the calendar invite)	(join through the calendar invite)	(join through the calendar invite)
9:45-10:30 INDEPENDENT MATH PRACTICE	<ul style="list-style-type: none"> • IREADY MATH- 10-20 mins • Seesaw (1-2 activities) 	<ul style="list-style-type: none"> • IREADY MATH- 10- 20 mins • Seesaw (1-2 activities) 	<ul style="list-style-type: none"> • IREADY MATH- 10-20 mins • Seesaw (1-2 activities) 	<ul style="list-style-type: none"> • IREADY MATH- 10-20 mins • Seesaw (1-2 activities) 	<ul style="list-style-type: none"> • IREADY MATH- 10-20 mins • Seesaw (1-2 activities)
10:00-10:20 LIVE MATH SMALL GROUP **Join small group by clicking on the invite in the Teams' Calendar Materials:	Justice Kali Emma	Saeed Kendall Brooke		Sho Taiji Jayce Alexander	Emily S Sean Brynn
10:30-11:00 LIVE READING (& LANGUAGE ARTS) Join Microsoft Teams Meeting	Session 1 Readers Preview Stories to get Ready for Reading Adventures Iris and Walter and the Field Trip by Elissa Guest Phonics-	Session 2 Readers Use the Storyline to Predict Ish by Peter Reynolds Phonics- Watch the video- Phonics- OA	Listen to the read-aloud: <ul style="list-style-type: none"> • The Gingerbread Girl • The Gingerbread Man The Gingerbread Man and Girl Venn-	Session 3 Readers Retell to Retain the Story Iris and Walter and the Field Trip by Elissa Guest (Post-it notes or paper)	Session 4 Readers Revisit Books to Notice More Iris and Walter and the Field Trip by Elissa Guest (Post-it notes or paper)

Dec 14- Dec 18	MONDAY	TUESDAY	WEDNESDAY ASYNCHRONOUS DAY **No LIVE Meetings **All assignments are available below.	THURSDAY	FRIDAY
	<p>Review vowel teams</p> <p>Watch the video, When 2 Vowels Go Walking</p> <p>Look at the OA introduction poster. What sounds does OA make? Practice saying the words.</p> <p>Students will complete the activity, Find and Color the OA Crystal Balls page 2.</p> <p>**Upload activity to Seesaw (Reading folder)</p>	<p>Students will complete the activity OA- Fill in the Blank.</p> <p>**Upload activity to Seesaw (Reading folder)</p>	<p>diagram Characters Compare Activity (pg. 2 and pg. 5)</p> <p>**Upload activity to Seesaw (Reading folder)</p>	<p>**Materials: Post-it notes or scrap paper</p> <p>Phonics- Watch the video- Phonics- OA</p> <p>Students will complete the activity, OA Writing.</p> <p>**Upload activity to Seesaw (Reading folder)</p>	<p>Phonics- Watch the video- Phonics-OA</p> <p>Students will complete the activity, OA Reading Comprehension Passage.</p> <p>**Upload activity to Seesaw (Reading folder)</p>
<p>11:30-12:15 INDEPENDENT READING PRACTICE</p>	<ul style="list-style-type: none"> • IREADY READING- 10-20 mins • Independent Reading (Raz-Kids)- 20 mins 	<ul style="list-style-type: none"> • IREADY READING- 10-20 mins • Independent Reading (Raz-Kids)- 20 mins 	<ul style="list-style-type: none"> • IREADY READING- 10-20 mins • Independent Reading (Raz-Kids)- 20 mins 	<ul style="list-style-type: none"> • IREADY READING- 10-20 mins • Independent Reading (Raz-Kids)- 20 mins 	<ul style="list-style-type: none"> • IREADY READING- 10-20 mins • Independent Reading (Raz-Kids)- 20 mins

Dec 14- Dec 18	MONDAY	TUESDAY	WEDNESDAY ASYNCHRONOUS DAY **No LIVE Meetings **All assignments are available below.	THURSDAY	FRIDAY
<p>11:30-12:00 LIVE READING SMALL GROUP</p> <p>**Join small group by clicking on the invite in the Teams' Calendar</p>	<p><i>I will be working 1-on-1 with students this week to collect reading data (running records). Please check the calendar to see what time I have your child scheduled for.</i></p>				
<p>12:30-1:00 LIVE IB/SOCIAL STUDIES/SCIENCE Join Microsoft Teams Meeting</p>	<p>Hanukkah Exploration</p> <p>Watch this Introduction to Hanukkah</p> <p>Have students discuss the video & traditions they celebrate at home during the holiday season.</p> <p>Read "The Hanukkah Hamster"</p>	<p>The Legend of the Poinsettia</p> <p>Talk & Share: Students will share what they Know and Wonder about poinsettias. Teacher will record students' responses.</p> <p>Watch this Introduction video on Poinsettias</p> <p>Have students discuss the video & share their own</p>	<p>Winter Holidays Comparisons</p> <p>Students will complete an activity on Seesaw- Winter Holiday Comparison.</p>	<p>Christmas Tree Exploration</p> <p>Watch this Introduction Video on Christmas Trees</p> <p>Have students discuss the video & share their own traditions/questions concerning Christmas Trees.</p> <p>Read Pick A Pine Tree</p>	<p><i>Winter/Holiday Party (with a movie and "snow cream")</i></p>

Dec 14- Dec 18	MONDAY	TUESDAY	WEDNESDAY ASYNCHRONOUS DAY **No LIVE Meetings **All assignments are available below.	THURSDAY	FRIDAY
	<p>Have students discuss how the owner fulfilled his pet Hamster's basic needs for survival.</p> <p>Teacher will demonstrate how to use a venn-diagram to compare Hanukkah to another holiday (Thanksgiving, Christmas, Kwanzaa, etc.)</p>	<p>traditions using/seeing Poinsettias during the holiday season.</p> <p>Read the Legend of Poinsettia through this video</p> <p>Talk & Share: Students will share what they learned about poinsettias.</p> <p>OPTIONAL- Create your own Poinsettia (may want to start this while the book is playing)</p>		<p>Have a discussion with students about what the owners did to take care of their tree!</p> <p>OPTIONAL- Create Giving Tree here!</p>	